

CAPTURING THE SDN & NFV OPPORTUNITY

Real Use Cases to Drive Revenue & Network Optimization

Mike Marcellin

**SENIOR VICE PRESIDENT, STRATEGY & MARKETING
JUNIPER NETWORKS**

AGENDA

1 Evolving Market Dynamics

2 Meeting Customer Needs

3 Some Real Examples

MAJOR INFLECTION POINTS

More Pressure On The Network – Innovation Is Required



Mobile Internet

2013
SMARTPHONE
PROJECTIONS

1B



Cloud

% of New Enterprise
Apps Deployed in the
Cloud:

80%



Video & Content

% of Broadband Traffic
that will be Streaming
Video by 2015:

60%




Security

% of IT Practitioners that
Report a “Serious” Web-
Based Attack:

60%

TRAFFIC IS CONTINUING TO GROW



Petabits Per Second Per Month

WHO IS DRIVING TRAFFIC GROWTH?



Public Cloud



Private Cloud



Dedicated Hosting



Compute



Storage



Database

Google

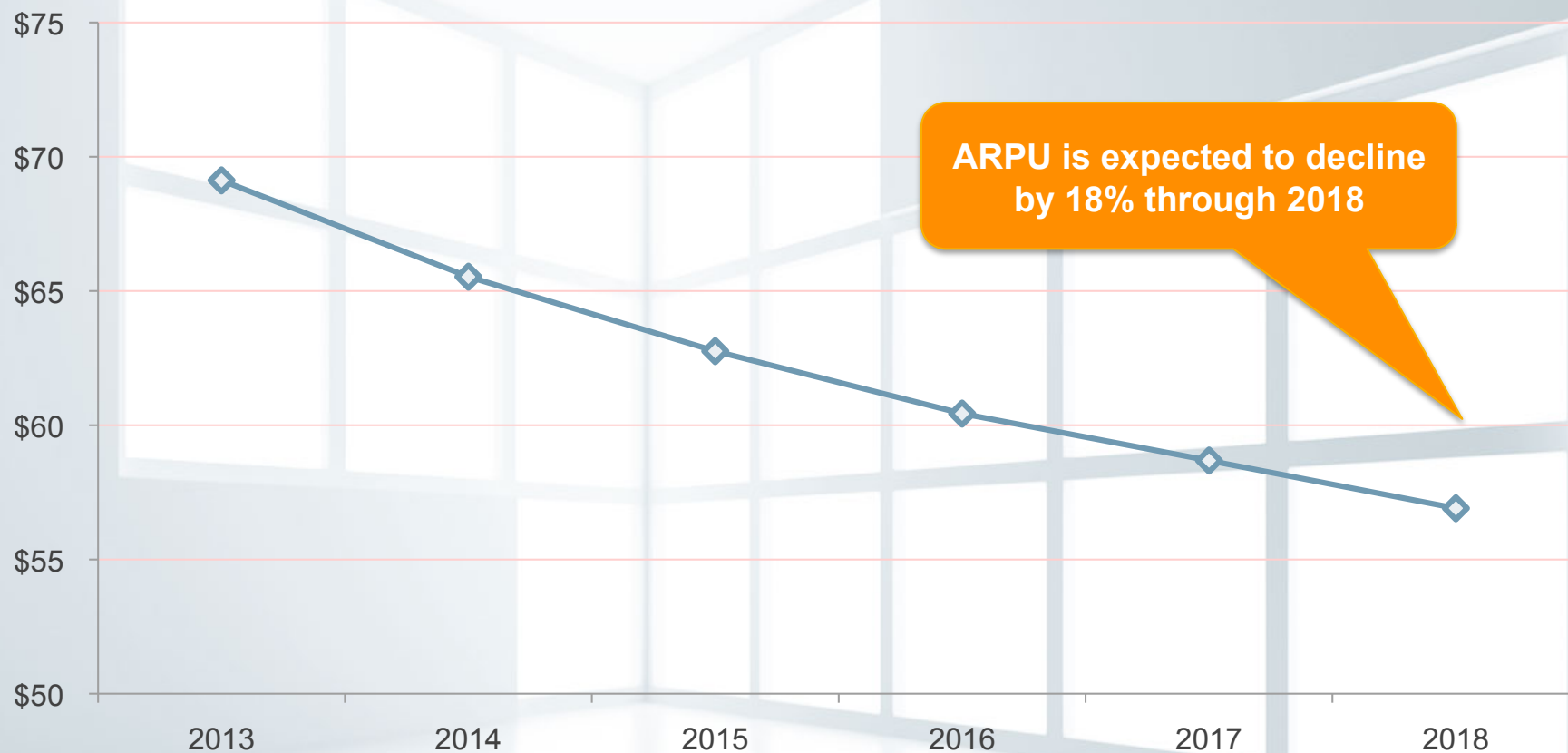


Google App
Engine



YouTube

AVERAGE REVENUE PER USER IS DECLINING



Source: Pyramid - Average Spend per Business per Month on All Connectivity Services

Business Connectivity Monthly ARPU
\$ / month / firm

WHAT OUR CUSTOMERS ARE SAYING

- Need to launch new services faster: 24 months → weeks
- Need to lower my operating costs: reduce complexity
- Need real differentiation in the Cloud
- Need breakthrough approaches to security

Consistent
Theme:
Agility

WHICH DO YOU CHOOSE?



PERFORMANCE

OR



AGILITY

WHY NOT BOTH?



PERFORMANCE



AGILITY

AGENDA

1 Evolving Market Dynamics

2 Meeting Customer Needs


3 Some Real Examples

ENTERPRISE TRENDS IMPACTING SERVICES



Globalization

Employees/Customers Dispersed Geographically



Adoption of Cloud Services

Driven By Agility, Scale, Flexible Pricing



Outsourcing

Shed Non-core Functions



Consumerization of IT

BYOD Changing IT Challenges



Security Concerns

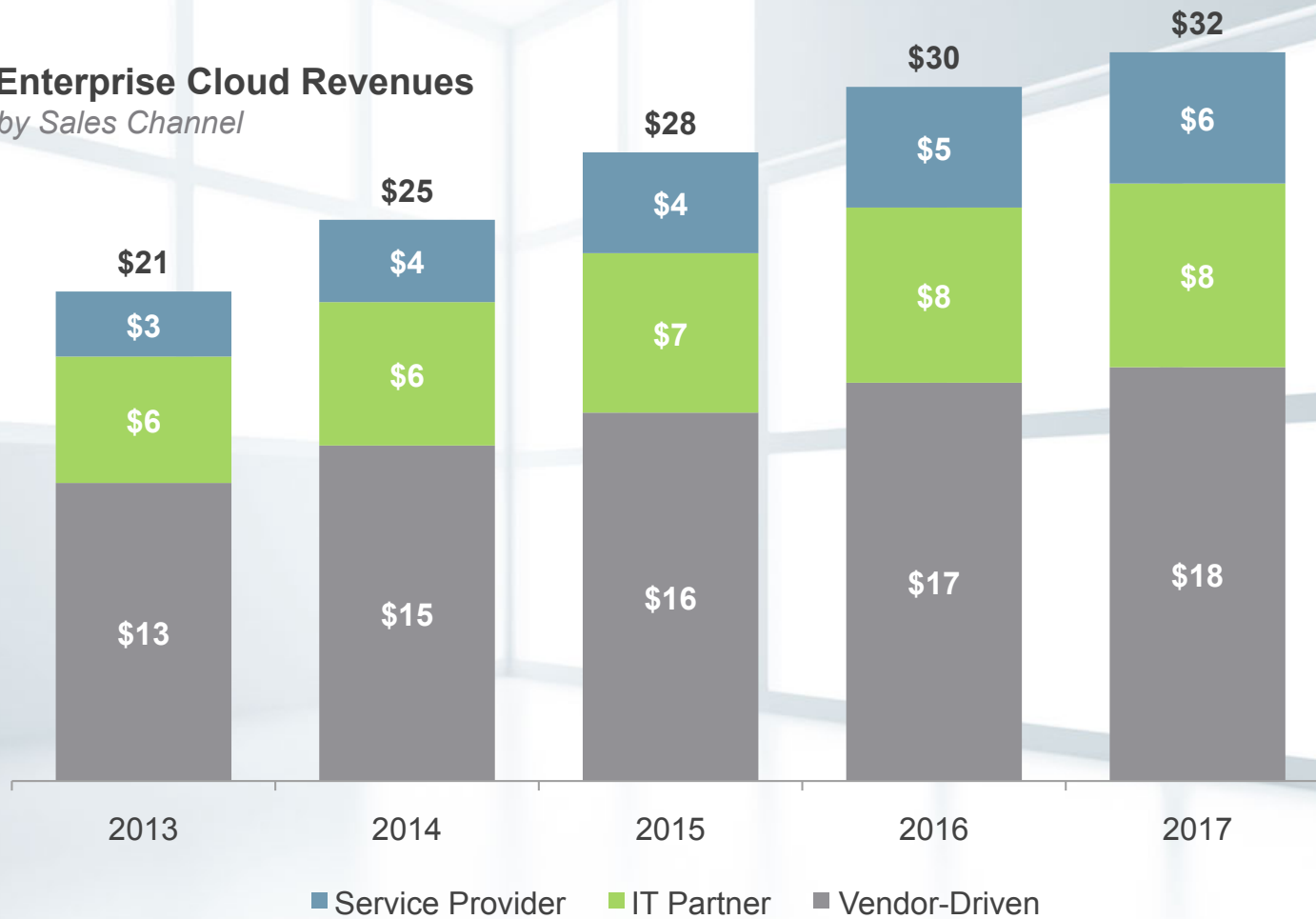
Security is more critical than ever before across diverse networks, applications and devices

NEW ENTERPRISE REQUIREMENTS

- ✓ Anywhere, Anytime Service Availability
- ✓ On-Demand, Rapid Service Provisioning
- ✓ Flexible Consumption Based Pricing Models
- ✓ Performance & Maintenance SLA's
- ✓ Self Service Capabilities

YOUR CLOUD OPPORTUNITY

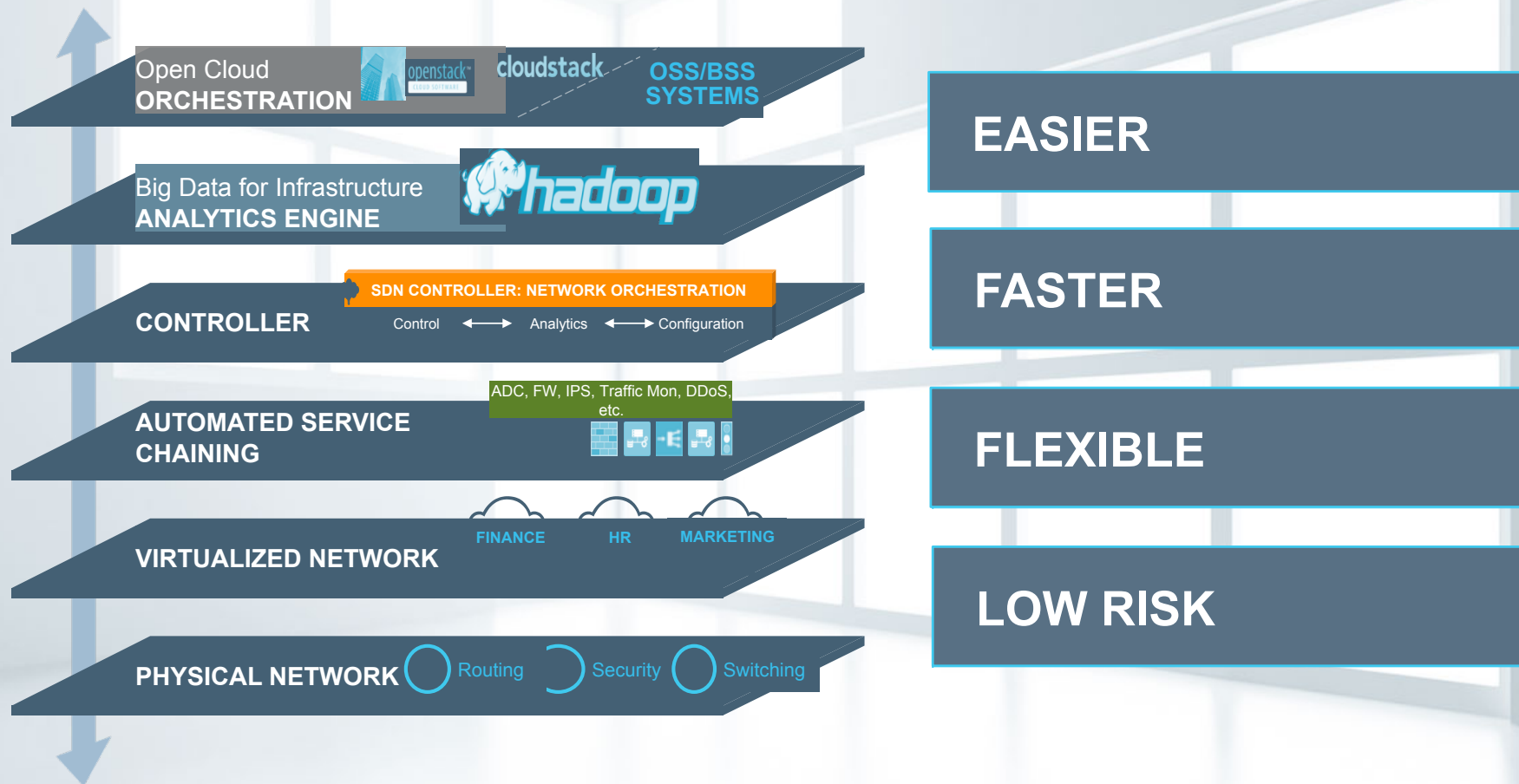
Global Enterprise Cloud Revenues
\$Billions by Sales Channel



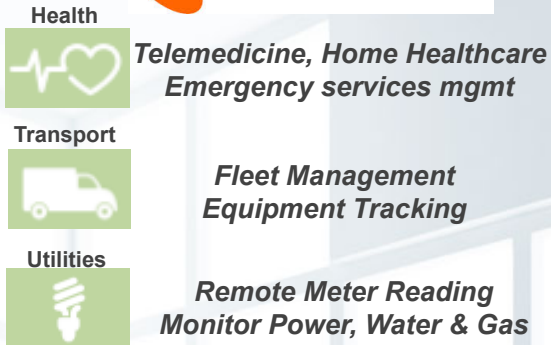
Source: Analysis Mason, inCode Analysis

HOW DO YOU GET AGILITY AND PERFORMANCE?

The SDN Cloud Network



SOME OPERATORS HAVE ALREADY STARTED



TARGETING VERTICALS

M2M SIM Cards

Data Plans

M2M Device Purchase Plans



Media Owners



Retail



Data on 86M +
Retail Customers

Advertisers



Sponsors



AT&T Synaptic Storage
as a Service



AT&T Synaptic Compute
as a Service



AT&T Platform as a
Service



AT&T Medical Imaging &
Information Management

MONETIZING USER DATA

Outdoor Media Measurements Venue

Audience Measurements Retail Site

Analytics

COUNTERING AMAZON

Variety of IaaS and PaaS Services

Enablement for 3rd party developers

AGENDA

1 Evolving Market Dynamics

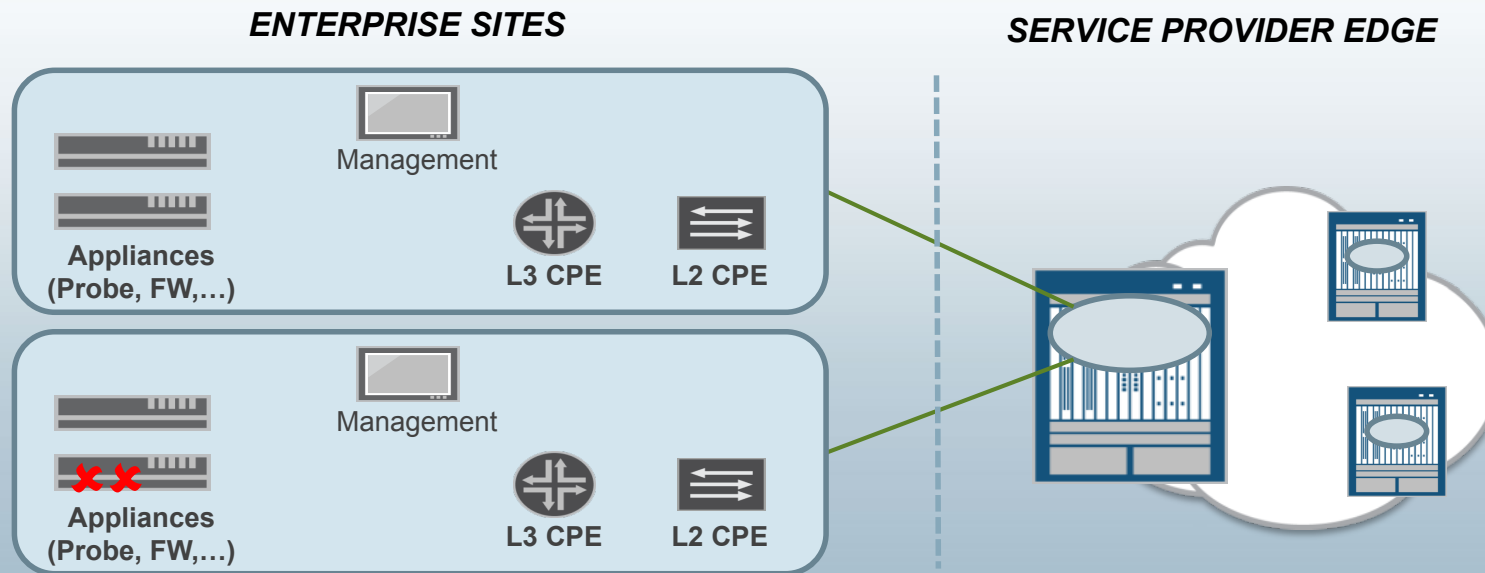
2 Meeting Customer Needs

3 Some Real Examples

SDN AND NFV CREATE NEW SERVICE OPPORTUNITIES

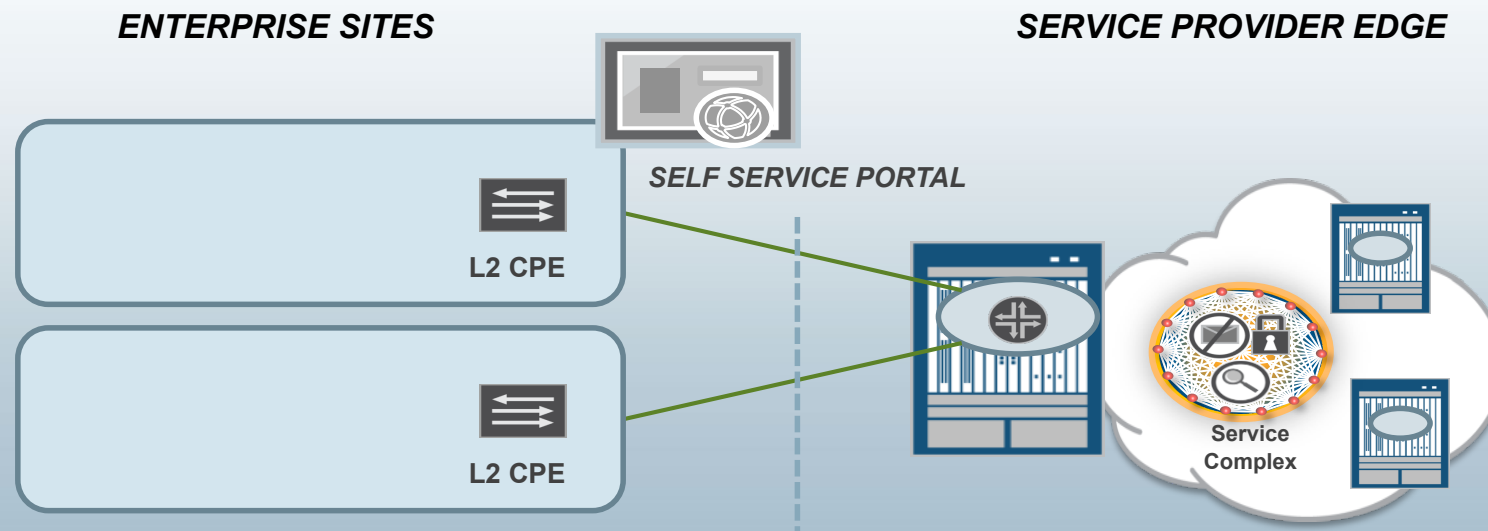


CURRENT CPE DEPLOYMENT



EACH SITE COSTLY
Dedicated Appliance Per Site
Layer 3 Routing, Firewall, CGNAT On Premise
Higher Capital Expense
Complexity Results In Higher Maintenance Costs

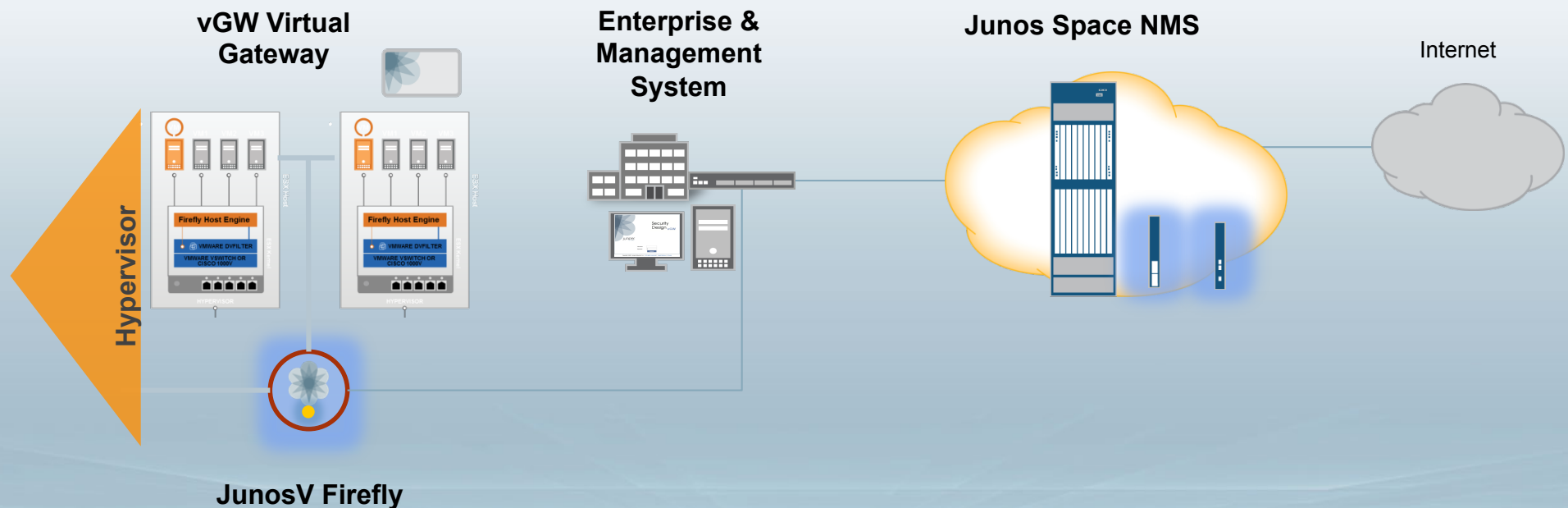
MOVING TO THE CLOUD



MAXIMUM OPTIMIZATION

Simple L2 Device On Premise
Virtual CPE's on MX 3D Router
MX 3D Based FW, CGNAT
Central, Cloud Based Self Service Portal

VIRTUALIZED SECURITY SERVICES AT THE EDGE OR IN THE CLOUD



DELIVERS COMPREHENSIVE PROTECTION IN A SCALABLE, FLEXIBLE MODEL

VIRTUALIZED MOBILE CONTROL

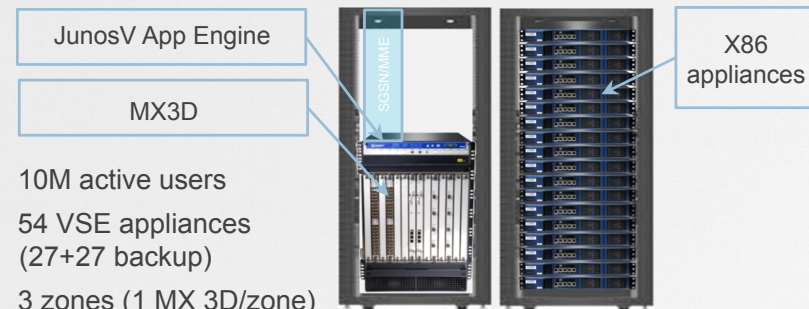
SGSN / MME

Traditional Mobile Control Gateway



- 10M active users
- 32 ATCA chassis
- 3 zones (11 ATCA per zone)
- 300K subscribers per chassis

Virtual Mobile Control Gateway



- 10M active users
- 54 VSE appliances (27+27 backup)
- 3 zones (1 MX 3D/zone)
- 3.3M users per MX 3D, 400K users per VSE

Financial Benefits

- **54%** lower TCO
- **65%** lower OpEx
- **53%** lower CapEx

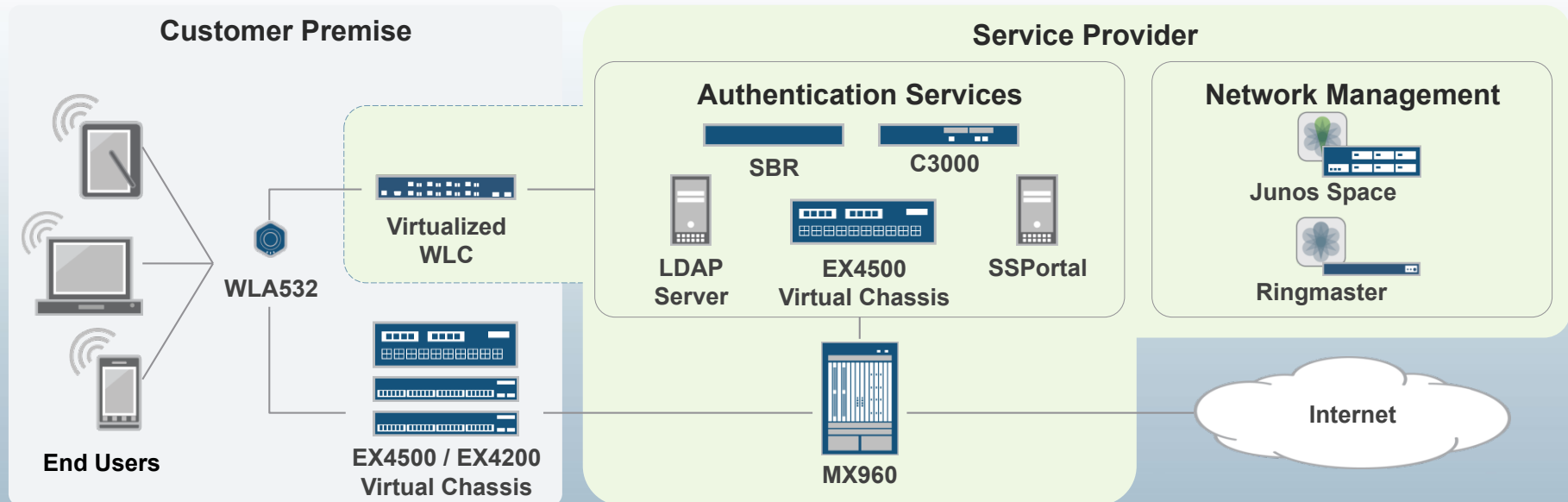
Development Time & Cost

- **46%** faster initial deployment
- **61%** less initial deployment cost
- **87%** faster capacity additions
- **92%** less capacity addition cost

Operational Benefits

- **73%** less environmental cost
- **72%** less operator training cost
- **63%** OA&M cost

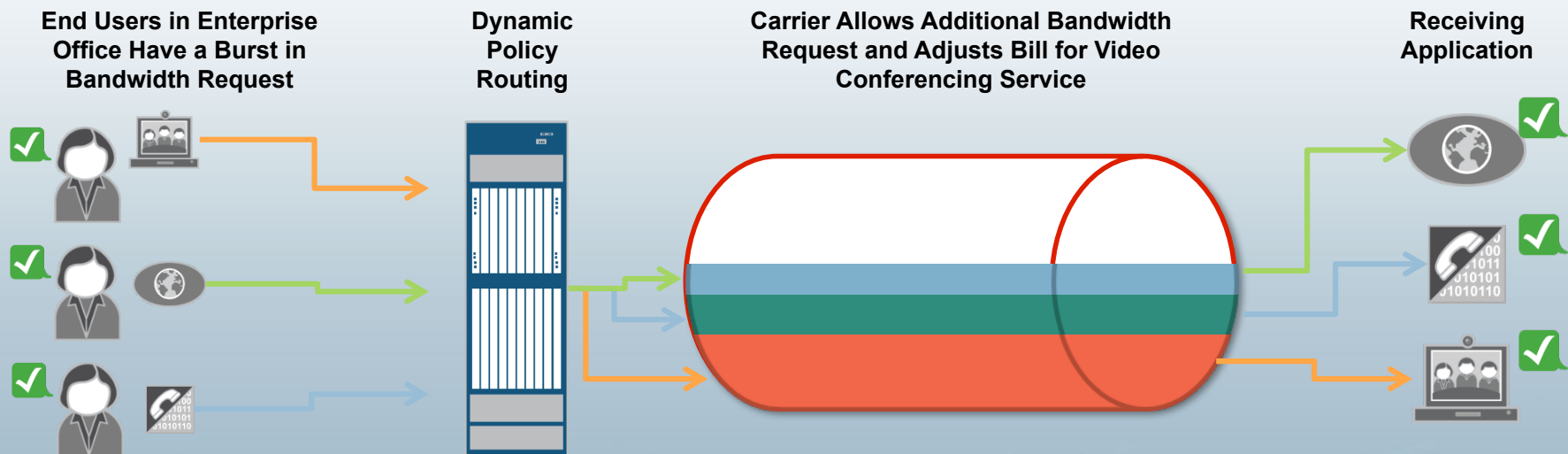
VIRTUALIZED WIFI (WIRELESS LAN) CONTROL



Streamlined Managed WLAN Services

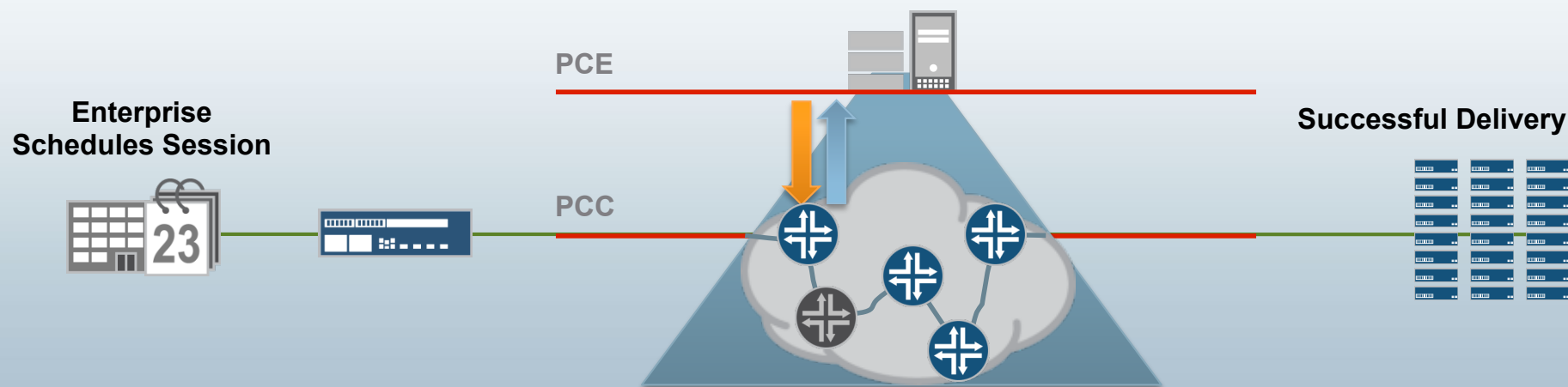
For service providers offering managed WLAN
Allows configuration changes with less difficulty
Rapidly scale resources to match customers' demands.

DELIVERING BANDWIDTH ON DEMAND



DRIVES SPEED, ACCURACY AND EFFICIENCY IN BANDWIDTH USAGE

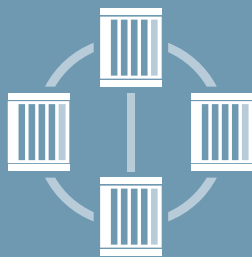
BANDWIDTH CALENDARING AND NETWORK SLICING FOR QUALITY OF EXPERIENCE



GLOBAL NETWORK VIEW
DELEGATION
GREATER REDUNDANCY
ENSURE BETTER CALENDARING

BETTER REPORTING AND ANALYTICS THROUGH VIRTUALIZED ENGINES

J-FLOW, DPI,
BGP, NETFLOW




NETWORK



REPORTING &
PRESENTATION ENGINES



STORAGE



USER

DATA EXTRACTION

REPORTING

STORAGE

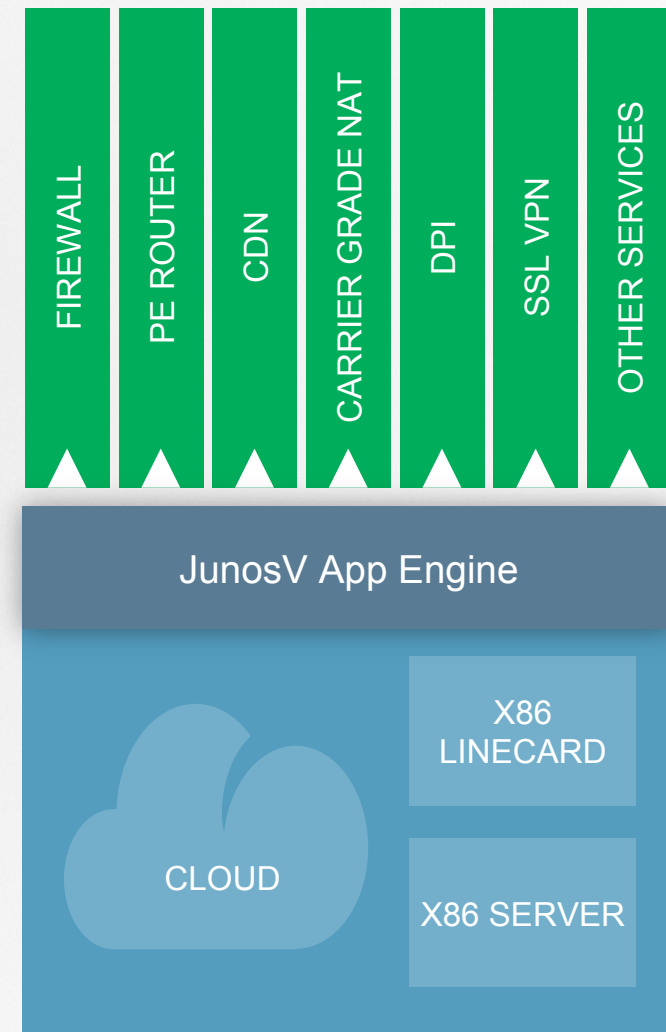
TIMELY INSIGHT, REDUCED COST, IMPROVED SCALE

IT IS EASY TO START WITH NFV

OLD APPROACH – NEW SERVICE NEEDS A NEW BOX



NEW APPROACH - NFV



MUCHAS GRACIAS !

JUNIPER
NETWORKS®

 @JuniperNetworks